

# SUPERLATIVE QUIZ



-----Show the correct answer.




1. What is the biggest island in Japan?

- \* Kyushu
- \* Hokkaido
- \* Honshu



2. What is the heaviest animal?

- \* rhinoceros
- \* hippopotamus
- \* elephant



3. What is the most crowded country?

- \* Vatican City
- \* Macau
- \* Singapore



4. What is the busiest train station?

- \* Shinjuku, Tokyo
- \* Taipei, Taiwan
- \* Roma, Italy



5. What is the coldest place?

- \* The Arctic
- \* The Antarctic
- \* Mt. Everest



6. What is the most common language?

- \* Chinese
- \* English
- \* Spanish

7. What is the largest desert?

- \* Sahara
- \* Gobi
- \* The Antarctic



8. What is the oldest university?

- \* Fez, Morocco
- \* Oxford, Britain
- \* Bologna, Italy

Group question: \_\_\_\_\_

• Answer: \_\_\_\_\_

**Grade 2 lesson #9v1**

**Grammar and Vocabulary:** What is the biggest island in Japan?

**Functional Aims:** Analysis 2 - Distinguish facts and opinions

**Materials:** Superlative Quiz Worksheet (1 per student)

**NOTE 1:** Version 1 is for classes that have little learning about comparatives and superlatives.

**Version 2** is for classes well versed in comparatives and superlatives.

**Grade 2 #9: Version #1**

**Answer**

1	Honshu	1. Honshu is 227,963 square km, Hokkaido is 83,453, Kyushu is 36,782.
2	Elephant	2. Elephant round 5000 kg, rhinoceros and hippopotamus are round 2000 kg,
3	Macau	3. Macau 18,500 people per square km, Vatican City - 1877, Singapore - 7736
4	Shinjuku Station	4. Shinjuku - 1,260,000,000 per year; Taipei - 739,990,000; Roma - 150,000,000
5	The Antarctic	5. Antarctic - minus 89 degrees Celsius; arctic -66C; Mt. Everest -41C
6	Chinese	6. Chinese is around 1 billion people; other two are round or under 400 million.
7	The Antarctic	7. Desert is any area in which few life forms exist due to lack of water, permanent frost, absence of soil
8	Fez, Morocco	8. Fez opened in A.D. 859; Oxford - 1096, Bologna - 1088


**Give Superlative Quiz worksheet**

**\*\*\*Superlative quiz: Round 1**

- **Goal:** group leaders circle the correct answer then queue at the front of the room at the side
- **Points** - 1 point for correct answer.
- Ask #1 to stand up (this is the group leader). Read the first question.
- Continue till all questions are asked.

**\*\*\*Superlative Quiz Round 2**

- **Goal:** groups make question for round 2 and then answer questions to get points
- **Points** - leaders who win janken can answer the question and get points if correct.
- **Method**

- Group makes question. Question must contain "-est" or "most - ".
  - NOTE - opinion versus fact
  - Write these phrases on the board. 
- Leader comes to front and teacher checks accuracy. Leader stays at front
- When all group leaders assemble at front start round 2.
- Group leader asks question while sub leaders consult group and raise hands
- Janken - rock, scissors, paper 1, 2, 3.
- Award point and continue.
- SEE DETAILED METHOD BELOW

-in the world
-in Japan
-in our school
-in our class

**\*\*\*Superlative Quiz Round 3 IF EXTRA TIME**

Teacher makes new questions and play game as in round 2

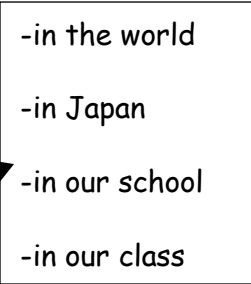
1.What is the biggest lake in Japan - Lake Biwa	2.Who is the funniest comedian - opinion
3.What is the biggest rock in the world - Uluru	4.Who is the coolest person on TV - opinion
5.Who is the tallest student in this class - _____	6.Who is the best teacher in this school - opinion

NOTE: For Q3, Ayres rock is now called Uluru. So, Ayres Rock is also acceptable.

## Superlative Quiz Round #1

- **Goal:** group leaders check the correct answer then queue at the front of the room at the side
- **Points** - 1 point for correct answer.
- **METHOD**
  - Divide class into 4 person groups...some groups of 3 are okay. The class will resemble a tic-tac-toe shape
  - Draw up a scoreboard on the blackboard resembling the shape of the class - i.e. tic-tac-toe shape. Each square will be for one group.
  - Number the groups and write the numbers on each square.
  - Ask #1 to stand up (this is the group leader). Read the first question.
  - Group leader consults the group, writes the answer on their worksheet then lines up at the side of the room.
    - **NOTE: They cannot change their answer in the line. They must return to their group.**
    - **Therefore, emphasize that no pens are allowed in the line.**
  - Teacher gives points and writes in the appropriate square.
  - Ask student #2 to stand up. REPEAT till all questions are asked.

## Superlative Quiz Round #2

- **Goal:** groups make question for round 2 and then answer questions to get points
- **Points** - groups with the correct questions gets 3 points for the group plus fastest get bonus 3 points (2 and 1). During the round, a correct answer gets 1 point.
- **METHOD**
- Each group makes a question
  - Question must contain "-est" or "most -"
  - If the question uses a person, then use the word "who"
  - Can use the following (write these on the board) 
  - The group **does not need** to give 3 options for an answer but the **group must know the answer**.
  - **Explain the difference between fact and opinion**
    - **Facts have definite answers**
    - **Opinions have no definite answer. Therefore, any answer is okay.**
      - **NOTE, often I do not say this but leave this explanation when the situation arises during the round**
- After the group makes a question, the group leader comes to the front.
  - Teacher checks the question - assist the student to make correct. The student stays in front of the class. They will say their question to the class for round 2 (with teacher's assistance if necessary).
- When all group leaders come to the front and their questions and their answers have been checked start round 2.
- **Round 2 start** - Teacher calls the **first main group leader** to stand before the class and gives the **group a bonus point** for good question.
- All groups choose a **sub-leader** who stands up at their table to answer the question. However, the question asker's group does not participate - they know the answer. They have bonus points.
- **Main group leader** asks the group question. Teacher can repeat the question for clarity.
  - Sub leaders consult the group and raise a hand.
  - Once the first hand is raised teacher starts a count down of 5 seconds.
  - At the end of 5 second time period teacher starts janken (rock, scissors, paper, 1, 2, 3). This initial janken is teacher versus group leaders. All losers and tied leaders sit down and then all winners janken amongst themselves till a winner found.
  - Winner answers the question.
    - **If correct**, the winner gets 1 point for the group.
    - **If incorrect**, winner sits down, and all others janken again using the same procedure as above.
  - Teacher writes point in the appropriate square in the scoreboard.
  - Ask the **next main leader** up to the board and for the **next sub group leader** to stand up.
  - REPEAT till all questions are asked.

## What is the highest mountain in Japan?

1. What is the highest mountain in Japan? (fact)
2. What is the most beautiful mountain in Japan? (opinion)
3. What is the biggest country in the world? (fact)
4. Which country has the most delicious food? (opinion)
5. Who is the tallest student in this class (fact)
6. What is the best subject at school? (opinion)



fact



opinion

FACT	OPINION
1. Mt. Everest-----Mt. Fuji-----Mt. Tsukuba	2. _____
3. China-----America-----Russia	4. _____
5. _____	6. _____

### Please travel to Australia

**Place** – Canberra

**Opinion** – the most beautiful city in Australia

**Because** – many parks, lakes and trees

**Place** – Ayres Rock

**Fact** – the biggest rock in the world

**Topic** – Australia

**Place** – Sydney

**Opinion** – the most exciting city in Australia

**Because** – many restaurants and concerts


**Place** – Mt. Kosciuszko

**Fact** – the highest mountain in Australia

#### Conclusion

- \*have a good time.
- \*Australia has many interesting places and cultures.

I want to tell you about some interesting places in Australia. Canberra is the capital city of Australia. **I think it is the most beautiful city in Australia because there are many parks, lakes and trees.** However, **I think Sydney is the most exciting city because there are many restaurants and concerts.** Please visit Ayres Rock. **It is the biggest rock in the world. Australia's highest mountain is Mt. Kosciuszko.** It is 2228 meters high. It isn't a high mountain but it is beautiful. **Finally,** please experience the aboriginal culture. **It is the oldest culture in Australia and very interesting. I think you will have a good time because Australia has many interesting places and cultures.**





## Grade 2 lesson #9v2

**Grammar and Vocabulary:** What is the highest mountain in Japan?

**Functional Aims:** Analysis 2 - Distinguish facts and opinions

**Materials:** Worksheet #1 (1 per student);

Worksheet #2 (1 per student), dice x 1

**\*\*Copy 2 worksheets  
\*\*DICE**

### ROUND 2 Q/A

1. What is the biggest rock in the world-----Ayres Rock
2. Is Sydney the capital of Australia -----No, it isn't
3. Why will you have a good time-----Australia has many interesting places and cultures
4. Is Mt. Kosciuszko the highest mountain in Australia-----Yes, it is
5. What is the oldest culture in Australia-----Aboriginal culture
6. Why is Canberra the most beautiful city-----many parks, lakes and trees
7. What is the capital city of Australia-----Canberra
8. How high is Mt. Kosciuszko -----2228 meters

**NOTE:** Pronunciation of **Kosciuszko** is **ko-zi-os-ko**

**Give worksheet #1 - "What is the highest mountain in Japan?" One per student**

### **\*\*\*Question and Answer Quiz: Round 1**

- **Top Q/A box. Questions 1 - 6: Fact v opinion**
- **Primary goal - teach the difference between fact and opinion**
- **Goal: answer questions to get points**
- **Points - groups leader with the correct answer rolls the dice for group points (Or just one point per correct answer - not so exciting)**
- **METHOD**
  - Divide class into 4 person groups...some groups of 3 are okay. The class will resemble a tic-tac-toe shape
  - Draw up a score board on the board to resemble the shape of the class - usually a tic-tac-toe shape. Each square will be for one group.
  - Number the groups and then write the numbers for each square.
  - Then number each student in each group so each student can be group leader.
  - Ask #1 to stand up (this is the group leader). Ask your question.
  - Continue until all 6 questions are asked.

### **\*\*\*Question and Answer Quiz: Round 2**

- Read the paragraph about Australia x 2
- Continue the above quiz with questions about Australia
  - **Questions 1 - 8 (see above)**
- Explain the relationship between the information in clouds and the paragraph

**Give Worksheet #2 - "Please travel to -": one per student**

Students make their own travel brochure

- Fill in clouds, write a paragraph and draw pictures to represent their writing.
  - Use the Australian paragraph as a guide.

## Question and Answer Quiz

- **Goal:** answer questions to get points
- **Points** - groups leader with the correct answer rolls the dice for group points (Or just one point per correct answer - not so exciting)
- **METHOD**
  - Divide class into 4 person groups...some groups of 3 are okay. The class will resemble a tic-tac-toe shape
  - Draw up a score board on the board to resemble the shape of the class - usually a tic-tac-toe shape. Each square will be for one group.
  - Number the groups and write the numbers for each square.
  - Then number each student in each group so each student can be group leader.
  - Ask #1 to stand up (this is the group leader). Ask your question.
    - Group leader consults the group and raises a hand.
    - Once the first hand is raised teacher starts a count down of 5 seconds.
    - At the end of 5 second time period teacher starts janken (rock, scissors, paper, 1, 2, 3). This initial janken is teacher versus group leaders. All losers and tied leaders sit down and then all winners janken amongst themselves till a winner found.
    - Winner answers the question.
      - If correct, the winner throws the dice to get points.
      - If incorrect, winner sits down, and all others janken one more time using the same procedure as above.
  - Teacher writes points in the appropriate square in the scoreboard.
  - Ask student #2 to stand up.
  - REPEAT till all questions are asked.